

ALUMINIUM SIDE CLADDING

315mm wide. Effective coverage of 250mm per panel.



CP10 DEEP PROFILE



CPSF10 SHALLOW PROFILE

	CP10	CPSF10
10.668m Lengths		
Smooth White	006764	006777
Stucco White	006768	006781
7.3m Lengths		
Smooth White	038746	038742
Stucco White	038747	038743
7m Lengths		
Smooth White	038415	038406
Stucco White	038416	038407
6.5m Lengths		
Smooth White	038418	038409
Stucco White	034879	034913
6.1m Lengths		
Smooth White	038748	038744
Stucco White	038749	038745
5.5m Lengths		
Smooth White	038420	038412
Stucco White	038421	038413
3m Lengths		
Smooth White	038940	034757
Stucco White	038941	034281

ALUMINIUM SHEETING CP48 PROFILE



Roof and end sheeting 1220mm wide. Individual sheets can be lockseamed for joining.

2.44m Lengths	
Smooth White	006856
Stucco White	006894
2.31m Lengths	
Smooth White	007090
Stucco White	007091
2.13m Lengths	
Stucco White	007089

Camec has been supplying aluminium cladding to the RV industry for approximately 30 years.

The cladding supplied incorporates a 'Pittsburgh Seam', which was developed by the metal bending industry, to join sheets of metal.

The Pittsburgh Seam is designed to deflect water ingress in normal weather conditions and to allow for the expansion and contraction of the cladding, to minimise warping.

The RV industry throughout the world has been using aluminium cladding incorporating the 'Pittsburgh Seam' from its formative days.

The Pittsburgh Seam will not prevent water bypassing the seam in severe weather conditions or when using a hose or pressure washer to clean the cladding.

The mounting of components to the cladding can also effect the performance of the Pittsburgh Seam.


This being said aluminium cladding incorporating the Pittsburgh Seam has provided the RV industry with an acceptable material to clad RV's for more than half a century, during which time it has given little cause for concern.

Camec sources its aluminium cladding from Euromax one of the world's leading suppliers which warrants the coatings on its aluminium for 5 years, on a pro-rata basis.

Camec warrants the aluminium cladding its supplies from defects however, does make any claims or warrants the performance of the product regards;

- The structural performance of the cladding
- Its waterproof properties.

ALUMINIUM SHEETING FLAT PROFILE



Available in two widths which can be produced to a minimum length of 1.5m with a recommended maximum of 3m. Standard size sheets are 1220mm x 2440mm

315mm wide per metre	
Smooth White	006760
1220mm wide per metre	
Smooth White	006806
Stucco White	006808
1220mm x 2.44m Length	
Smooth White	006920
Stucco White	006941

LOCK SEAMING



All aluminium sheets can be lockseamed to order. UP or DOWN must be specified on the particular sheet edge.

ALUMINIUM SHEETING CPF3 PROFILE



Roof and end sheeting 1220mm wide. Individual sheets can be lockseamed for joining.

2.31m Length	
Smooth White	007094
2.44m Length	
Smooth White	006961
Stucco White	006999

PITTSBURG SEAMING



Provides a concealed fixing edge for a laterally attached external sheet. Widely used on side sheeting attached to either timber or aluminium frame structure. *Available upon request.*

ALUMINIUM EDGE MOULD



Mill finish. 22mm x 10.2mm
5m length. 007123

ALUMINIUM 'J' MOULD EXTRUSION



Mill finish. 4m length. 007131

TRULINE MOULD INFILL



Flexible PVC infill mould that locks into the Truline aluminium extrusion to conceal fixing screws, rivets, etc. Also known as **Millard Series 80 PVC Insert**

Per metre	
Brown	007428
Beige	007430
Grey	007432
White	007434
Black	007436

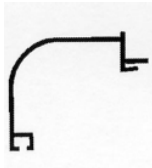
TRULINE ALUMINIUM MOULD



Also known as Millard Series 80 Aluminium Extrusion. 5m lengths.

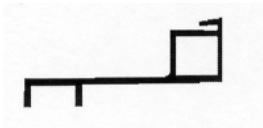
Mill finish	007125
White	007127
Black	036684

ALUMINIUM POP TOP EXTRUSION



White. 6.5m length. **007137**

ALUMINIUM POP TOP BOTTOM EXTRUSION



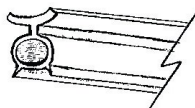
White. 6.5m length. **007139**

POP-TOP WEATHER SEAL



For aluminium pop top extrusion. Sold per metre. **007420**

POP TOP BUBBLE SEAL



Sold per metre. **007421**

ALUMINIUM TABLE EDGE MOULD



Mill finish. 25mm. 4.88m length. **035443**

MILLARD SIDE MOULD



Mill finish. 12mm x 22mm 4m length. **007145**

VISCOUNT ALUMINIUM FLUTED ANGLE SIDE MOULD 3.6m



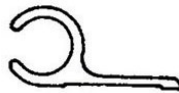
21mm x 16mm 3.6m length.
Mill finish **007146**
Bronze **007147**



Used on the Viscount Aero-lite range. 26mm x 16mm 3.6m length.
Mill finish **007148**

ALUMINIUM CARAGROOVE

SINGLE STANDARD



Single fixing rope track to secure annexe as an extension of caravan roof line

Silver	
4m length	001651
6m length	001653
White	
5.5m length	001650
4m length	001652

DOUBLE FLAT



To secure vertical walls of annexe. 6.5m length.	
Silver	001647
White	001649

PLYWOOD SHEETS

2440mm x 1220mm x 3.6mm	
White Gloss	007550
White Matt Poly	007551
Grey Embossed Poly	007554
White Embossed Poly	007555

2440mm x 1220mm x 2.7mm	
White Top	007537
Snowflake	007547
Apple Tango	007561
Renoir Beech	007562

2400mm x 1200mm x 12mm	
Structural	007568

SELF ADHESIVE FOAM SEALING TAPE



Water and dust seal.

Roll Length	Width	Thickness	
Black			
4.5m	19mm	20mm	007293
7.6m	18mm	9.5mm	007287
7.6m	50mm	9.5mm	007288
7.6m	24mm	12.7mm	007292
15m	12mm	6mm	007284
15.2m	15mm	6.4mm	007289
25m	12mm	3mm	035459
25m	24mm	3mm	035454

Grey			
7m	24mm	9mm	035457
7m	18mm	9mm	035462
7m	36mm	9mm	035447
7m	12mm	12mm	007300
7m	18mm	12mm	035444
7m	24mm	12mm	007301
7m	36mm	12mm	035449
15m	12mm	6mm	007298
15m	18mm	6mm	007299
15m	24mm	6mm	035455
25m	12mm	3mm	007297
25m	24mm	6mm	035445

Charcoal			
15m	12mm	6mm	007274
15m	18mm	6mm	007276
15m	24mm	6mm	007278

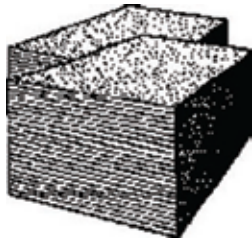
White			
15m	9mm	4mm	007285
15m	12mm	4mm	007286

SELF ADHESIVE BLACK FOAM WATERPROOFING TAPE



Suitable for sealing externally fitted fixtures. 15m roll.
6mm thick 12mm (w) **007284**

POLYSTYRENE FOAM



Ideal insulation medium and the basis of the 'thermocool' bonded wall caravan. Available in 2400mm x 1200mm sheets.

13mm	007302
19mm	007303
25mm	007304
50mm	007305

PVC INTERNAL ANGLE MOULDING IM2



For 4mm board. 2400mm length. White.

007369

PVC EXTERNAL ANGLE MOULDING EM2



For 4mm board. 2400mm length. White.

007370

PVC SURROUND MOULDING LM17



←32mm→

White. 2440mm length

007413

DOOR STEP MOULD



4.85m length. Black

007361

PVC ANGLE MOULDING EAM



For external corners

GT Brown

EAM1	12mm x 12mm	2.94m	007316
EAM2	19mm x 19mm	3.6m	007324
EAM3	25mm X 25mm	3.6m	007328

White

EAM2	19mm x 19mm	3.6m	007325
EAM3	25mm x 25mm	3.6m	007330

ANGLE MOULD



4.85m Length

Champagne	10mm x 10mm	007310
White	10mm x 10mm	007313

3.6m Length

White	25mm x 25mm x 1.5mm	007314
-------	---------------------	--------

WINDOW MOULD



4.85m length

Bronze	25mm	007380
Champagne	25mm	007381
Target Grey	25mm	007382
Tan	25mm	007383
White	25mm	007384
Champagne	45mm	007387
Target Grey	45mm	007388
White	45mm	007390

CAP MOULD



4.85m length

Champagne	3-4mm	007333
White	3-4mm	007336
Champagne	20mm	007338
White	20mm	007340
Champagne	25mm	007342
Tan	25mm	007344
White	25mm	007345

CAP MOULD COMPLETE WITH LONG LEG



With long leg on one side. 3-4mm. 4.85m length

Target Grey	007348
Tan	007349
White	007350

KNOCK IN MOULD



12.5mm

Champagne per metre 007457

16mm

Champagne per metre 007469

20mm

White	per metre	007479
Champagne	100m roll	007480
Tan	100m roll	007487
Nutmeg	100m roll	007492

4MM 'H' SECTION MOULD



4.85m length

Champagne	007363
Target Grey	007364
Tan	007365
White	007366

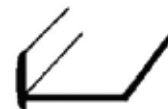
WINDOW RADIUS MOULD AC2



3.6m length

White	007308
Black	007309

PVC CEILING STRIP MOULDING LM5



4.85m length

Champagne	007352
Target Grey	007353
Tan	007354
White	007355

CUPBOARD CORNER MOULD



3-4mm 4.85m length

Champagne	007357
Target Grey	007358
Tan	007359
White	007360